

 RT LONDON®
The logo consists of a dark blue square containing the letters 'RT' in white, followed by the text 'LONDON' in a dark blue, sans-serif font, and a registered trademark symbol (®) to the right.

Lounge Solutions



Custom Capabilities

Custom can mean a lot of things. At RT London, it means tailoring solutions to fit your specific needs.

Upholstery Methods

Field Re-Upholsterable:

Requires no expertise, can be done in the field.

Component Re-Upholsterable:

Requires minimal expertise; however, components can be replaced for a more targeted repair.

Traditional Upholstery:

Requires expertise, and stays true to the fine tradition of upholstery.

Our Warranty

All lounge products are covered under a 25-year warranty. For more details please visit: rtlondon.com/about/warranty.

Our Mission

Our goal is to always be the best possible answer for your needs—building high-quality furniture, offering a collaborative approach to design, and continually exceeding expectations for service. As a company, it's been this way from the beginning.





Baxter



35d | 37w | 34h



35d | 63w | 34h



35d | 89w | 34h



20d | 30w | 16h



Various configurations available

Design your leisure space with Baxter. You'll love this modern collection that features strong, square arms and clean lines.

- Component | Field Re-Upholsterable
- Solid wood legs standard in Cocoa finish.
- Seat cushions and backs are tethered and zippered for ease of cleaning.

Bluto



30d | 25w | 34h



30d | 48w | 34h



30d | 70w | 34h

Simple and contemporary, Bluto is designed for public spaces either as stand-alone pieces or grouped into configurations.

- Component | Field Re-Upholsterable
- Hardwood veneer plywood arms available in Oak or Maple.
- Generous pass-through space between seat and back for easy cushion cleaning.





Speck

18d | 18w | 18h



Spot

42d | 42w | 18h



Pac

36d | 42w | 18h



Squeeze

30d | 42w | 18h



Slide

42d | 30w | 24h



Bump

18d | 30w | 31h



Dip

18d | 42w | 24h



Link



25d | 43w | 18h



Join

20d | 43w | 18h

DOOZIE



Modular design allows units to be rearranged to create endless configurations.

- Traditional Upholstery
- 9 shapes and sizes
- Speck and Spot available with laminate top
- Appeals to users and brings function and flexibility to any space.
- Plastic glides on each unit help furniture move easily when being rearranged.

Emily



32d | 34w | 36h



32d | 56w | 36h



32d | 78w | 36h



16d | 22w | 17h

Classic style that blends with any environment. Its smaller scale is at home no matter where you put it.

- Component | Field Re-Upholsterable
- Feet options: plastic, wood or metal
- Seat cushions are tethered, reversible and zippered for security as well as easy cleaning.



Evolve



29d | 26w | 31h



18d | 14w | 22h



Evolve lounge chair and stool add a comfortable place to relax or study while keeping the same aesthetics of the adaptable bed furniture.

- Traditional Upholstery
- Base is exposed multi-ply core with maple or oak veneer.
- Chair and stool align to create one continuous bench or the stool can be used as a foot rest.
- Stool offers multiple seat and table heights when turned on its side.



Garbo



35d | 41w | 36h



35d | 67w | 36h



35d | 93w | 36h



20d | 30w | 17h

Destined to become the seating where everyone gravitates, Garbo offers classic design and all around comfort.

- Component | Field Re-Upholsterable
- Seat and back cushions are tethered and zippered for security as well as easy cleaning.
- Welt detail provides a tailored look.



Henley



33d | 31w | 32h



33d | 55w | 32h



33d | 79w | 32h



20d | 23w | 17h

The comfort of the seat and contoured back make Henley a favorite. Add beauty and durability to your look with the solid wood arm-cap option.

- Traditional Upholstery
- Seat and back are spring supported for added comfort.
- Solid Oak or Maple legs
- Wood arm caps optional
- Seat cushions are tethered, reversible and zippered for ease of cleaning.

Hudson



32d | 32w | 36h



32d | 54w | 36h



32d | 76w | 36h



16d | 22w | 17h

A great choice for modern spaces with its streamlined design and tapered arm detail. Its compact proportions make it ideal for smaller spaces.

- Component | Field Re-Upholsterable
- Feet options: plastic, wood or metal
- Seat cushions are tethered, reversible and zippered for security as well as easy cleaning.



Hugo



32d | 28w | 35h



32d | 50w | 35h



32d | 70w | 35h



24d | 72w | 18h



Hugo's clean, linear design can be used as stand-alone pieces or group configurations for waiting room applications.

- Component | Field Re-Upholsterable
- Wood arm caps optional
- Generous pass-through space between seat and back for easy cushion cleaning.

Logan



30d | 31w | 34h



30d | 54w | 34h



30d | 78w | 34h

A nicely scaled, field re-upholstered piece with hardwood feet. Logan has a clean, understated elegance that will work well in any setting.

- Component | Field Re-Upholsterable
- Upholstery can be attached to frame with hook and loop method, allowing for field re-upholstery of any component.
- Optional tablet arm available





Armless Chair

30d | 30w | 30h
30d | 24w | 30h



Inside Curve

39d | 30w | 30h



Outside Curve

39d | 30w | 30h



Corner

30d | 30w | 30h



Curved Ottoman

30d | 39w | 18h



Rectangular Ottoman


30d | 24w | 18h



Square Ottoman

30d | 30w | 18h

Lucy



Modern style meets flexibility. Countless options for altering Lucy's look or function make it our most modular lounge line. The perfect solution for collaborative spaces.

- Component | Field Re-Upholsterable
- Feet options: metal, wood or casters
- Integrated power, table and tablet arm available
- 36" Highback available on Lucy chairs
- Ganging brackets available to keep modular configurations neatly aligned.
- Ottomans available with 1" laminate top and 3mm edgeband.

Lucy Lu



18"

18d | 18w | 17h



32"

32d | 32w | 17h



44"

44d | 44w | 17h



44" Half Moon

44d | 44w | 17h



Add function and fun to any space with Lucy Lu. Use as an ottoman, guest seating, an extra work surface or group them together to create an informal and collaborative area.

- Traditional upholstery
- Feet options: metal or wood
- Designed to coordinate with our Lucy lounge and table products.
- Integrated power option available
- Round ottomans available with 1" laminate top and 3mm edgeband.



Monroe



31d | 32w | 34h



31d | 54w | 34h



31d | 76w | 34h



Monroe offers a well designed supportive back at the perfect angle for a relaxing feel.

- Traditional Upholstery
- Plastic brown legs
- Webbed seat platform

Quincy



32d | 34w | 36h



32d | 56w | 36h



32d | 78w | 36h



16d | 22w | 17h

Quincy's bowed arms and contemporary look make it an inviting place to rest.

- Component | Field Re-Upholsterable
- Feet options: plastic, wood or metal
- Seat cushions are tethered, reversible and zippered for security as well as easy cleaning.



ROXY



32d | 32w | 35h



32d | 54w | 35h



32d | 76w | 35h



20d | 25w | 17h

Smartly tailored with precise welting. Low arms and a broad seat make Roxy a comfortable performer.

- Traditional upholstery
- Seat and back are spring supported for added comfort.
- Seat cushions are tethered, reversible and zippered for security as well as easy cleaning.

Sawyer



34d | 29w | 38h



34d | 53w | 38h



35d | 77w | 38h



20d | 24w | 17h

Arching wood arms and a flared back create a transitional design that works in traditional and modern environments.

- Traditional upholstery
- Seat and back are spring supported for added comfort.
- Seat cushions are tethered, reversible and zippered for security as well as easy cleaning.



